

ZXM7-SPLDD144 Series



Znshinesolar 10BB HALF-CELL Bifacial Light-Weight Double Glass Monocrystalline PERC PV Module

520W | 525W | 530W | 535W | 540W | 545W



Excellent cells efficiency

MBB technology decreases the distance between bus bars and finger grid line which is benefit to power increase.



Better Weak Illumination Response

More power output in weak light condition, such as haze, cloudy, and morning



Anti PID

Limited power degradation caused by PID effect is guaranteed under strict testing condition for mass production



High wind and snow resistance

■ 5400 Pa snow load ■ 2400 Pa wind load



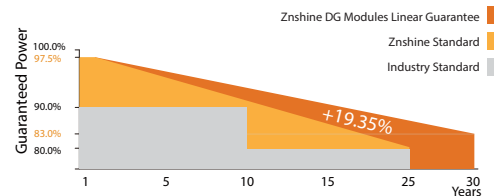

30 years power warranty

After 30 years our solar panel keeps at least 80% of its initial power output



Bifacial technology

Enables additional energy harvesting from rear side(up to 25%)



12 years product guarantee
30 years output guarantee



0.5% annual degradation
over 30 years



Founded in 1988, ZNShine solar is a world's leading high-tech PV module manufacturer. With the state-of-the-art production lines, the company boasts module capacity of 6GW. Bloomberg has listed ZNShine as a global Tier 1 PV module maker. Today Znshine has distributed its sales to more than 60 countries around the globe.

ELECTRICAL CHARACTERISTICS | STC*

Nominal Power Watt Pmax(W)*	520	525	530	535	540	545
Power Output Tolerance Pmax(%)	0~+3	0~+3	0~+3	0~+3	0~+3	0~+3
Maximum Power Voltage Vmp(V)	40.70	40.90	41.10	41.30	41.50	41.70
Maximum Power Current Imp(A)	12.79	12.85	12.91	12.96	13.02	13.07
Open Circuit Voltage Voc(V)	49.00	49.20	49.40	49.60	49.80	50.00
Short Circuit Current Isc(A)	13.53	13.59	13.65	13.71	13.77	13.83
Module Efficiency (%)	20.34	20.54	20.74	20.93	21.13	21.32

*STC (Standard Test Condition): Irradiance 1000W/m², Module Temperature 25°C, AM 1.5
*Measuring tolerance: ±3%

ELECTRICAL CHARACTERISTICS | NMOT*

Maximum Power Pmax(Wp)	388.80	392.70	396.40	399.90	403.60	406.80
Maximum Power Voltage Vmp(V)	37.90	38.00	38.20	38.40	38.50	38.80
Maximum Power Current Imp(A)	10.26	10.33	10.38	10.42	10.47	10.49
Open Circuit Voltage Voc(V)	45.80	46.00	46.20	46.30	46.50	46.70
Short Circuit Current Isc(A)	10.93	10.98	11.02	11.07	11.12	11.17

*NMOT(Nominal module operating temperature):Irradiance 800W/m², Ambient Temperature 20°C,AM 1.5,Wind Speed 1m/s

ELECTRICAL CHARACTERISTICS WITH 25% REAR SIDE POWER GAIN

Front power Pmax/W	520	525	530	535	540	545
Total power Pmax/W	650	656	663	669	675	681
Vmp/V(Total)	40.80	41.00	41.20	41.40	41.60	41.80
Imp/A(Total)	15.93	16.01	16.08	16.15	16.23	16.30
Voc/V(Total)	49.10	49.30	49.50	49.70	49.90	50.10
Isc/A(Total)	16.87	16.95	17.02	17.10	17.17	17.25

MECHANICAL DATA

Solar cells	Mono PERC
Cells orientation	144 (6×24)
Module dimension	2256×1133×35 mm(With Frame)
Weight	33.5 kg
Glass	2.0 mm+2.0mm, High Transmission, AR Coated Heat Strengthened Glass
Junction box	IP 68, 3 diodes
Cables	4 mm ² , 350 mm
Connectors	MC4-compatible

TEMPERATURE RATINGS

NMOT	44°C ±2°C	Maximum system voltage	1500 V DC
Temperature coefficient of Pmax	-0.35%/°C	Operating temperature	-40°C~+85°C
Temperature coefficient of Voc	-0.29%/°C	Maximum series fuse	30 A
Temperature coefficient of Isc	0.05%/°C	Maximum load(snow/wind)	5400 Pa / 2400 Pa

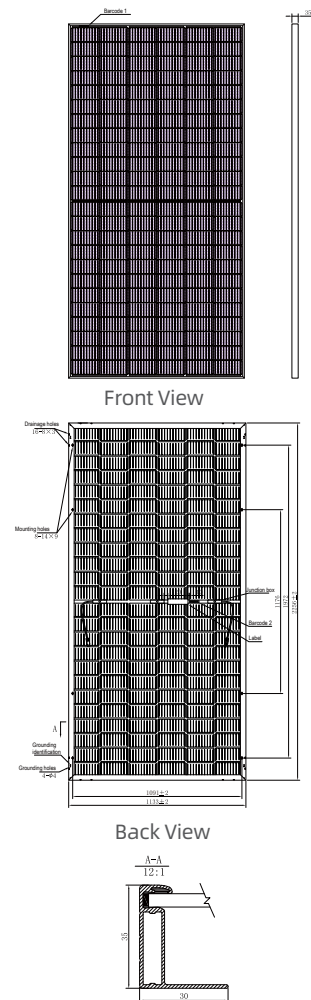
Refer.Bifacial Factor 70±5%

*Do not connect Fuse in Combiner Box with two or more strings in parallel connection
*Remark:Electrical data in this catalog do not refer to a single module and they are not part of the offer.They only serve for comparison among different module types.

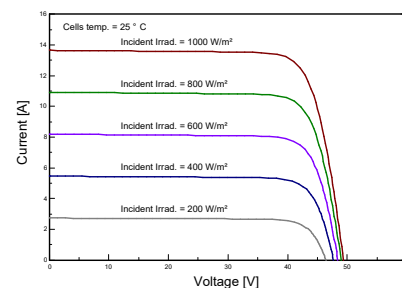
PACKAGING CONFIGURATION

Piece/Box	30
Piece/Container(40'HQ)	600
Piece/Container(with additional small package)	/

DIMENSIONS(MM)



I-V CURVES OF PV MODULE(530W)



P-V CURVES OF PV MODULE(530W)

